

ATGBETTER VALUE.
SMARTER CHOICE.**381**

THE NEW REVOLUTION IN RADIAL IMPLEMENT FLOTATION TIRES.

**ALLIANCE**
ENGINEERED TO KEEP YOU AHEAD

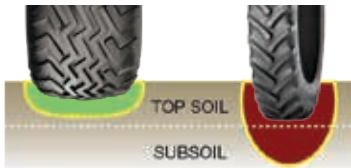
- High speed capability both on the road and in the field (40MPH)
- Steel-belted tread area for puncture resistance
- Unique tread offers even wear at high speeds on hard surfaces
- Wide flotation tread helps minimize soil compaction by distributing the load evenly across the tire footprint
- Rounded shoulders to help protect crops while working in the field
- “S” design in center provides a smoother performance on hard surfaces, while outside lugs provide traction in the field

**PREMIUM TECHNOLOGY, EVERYDAY AFFORDABILITY.**

ALLIANCE 381




LOW SOIL COMPACTION



381

STANDARD TIRE

STEEL BELTED



- Steel belts enable a square and even footprint which helps distribute the load evenly to minimize soil compaction
- Steel belts help with puncture resistance on the road and out in the field

UNIQUE TREAD DESIGN



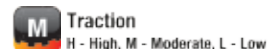

- Outside lug design for traction in the field
- Special "S" lug in the center offers better wear on the road and greater flotation in the field
- Bigger footprint helps minimize soil compaction

Product Code	Size	Load Index	Type	Tread Depth (32 nd)	RIM	Overall Diameter	Section Width	Rolling Circ.	Speed (MPH)
38110005AL-IN	280/70R15	FR137D*/125D	TL	12.3	W8	30.5	11.0	90.7	40
38110010AL-IN	340/60R16.5	FR147D*/135D	TL	12.4	9.75	32.5	13.2	96.7	40
38110015AL-IN	380/55R16.5	FR152D*/140D	TL	15.6	12.00	32.8	15.0	97.8	40
38100005AL	500/50R17	146D	TL	18.2	AG16.00	37.4	19.4	113.0	40
38100007AL	500/50R17	149D	TL	18.2	AG16.00	37.4	19.4	113.0	40
38100135AL	560/45R22.5	146D	TL	21.5	AG16.00	42.5	21.3	130.1	40
38102600AL-IN	620/40R22.5	148D	TL	23.0	AG20.00	42.5	24.1	129.1	40
38102620AL	620/40R22.5	154D	TL	23.0	AG20.00	42.5	24.1	129.1	40
38102618AL	620/50R22.5	161D	TL	23.0	AG20.00	46.1	23.6	138.6	40
38100900AL	620/55R26.5	166D	TL	24.0	AG20.00	53.4	24.1	163.7	40
38100810AL	710/40R22.5	162D	TL	24.0	AG24.00	45.7	27.6	141.0	40
38101000AL	710/50R26.5	170D	TL	25.0	AG20.00	53.5	28.0	157.5	40
38101600AL	800/45R26.5	174D	TL	25.0	AG28.00	54.1	31.5	167.4	40

* FR = Free rolling application load index

* Please note above load index refers to high speed (40MPH) loading capabilities. Visit www.atgtire.com for lower speed loading details.

VISIT ATGTIRE.COM FOR DETAILED LOAD AND PRESSURE TABLES



Distributor:

ATG develops, manufactures and markets superior quality Off-Highway tires, globally, under three well known brands: Alliance, Galaxy and Primex. Specializing in Agriculture, Construction, Forestry, Industrial, Earthmoving, OEM and OTR application tires, the group is one of the fastest growing players in the Off-Highway tire market. ATG is dedicated to providing its customers with low Total Cost of Ownership (TCO) through superior products and exceptional customer support services.



Contact Alliance Tire Americas, Inc. at (800) 343-3276 or (781) 321-3910 for your nearest Alliance Tire Dealer.



facebook.com/alliancetireamericas



@alliancetireamericas



atablogs.atgtire.com



www.atgtire.com